

# VITA CAD/CAM MATERIALS

Catalog for practices and laboratories



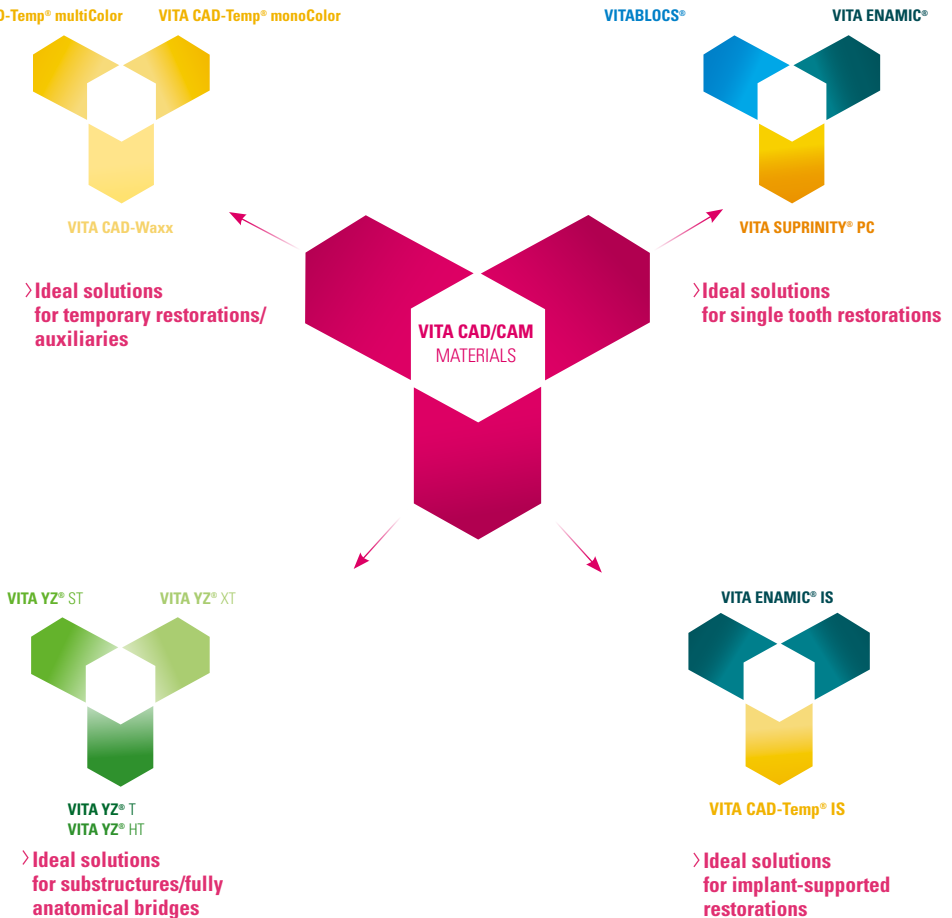
Date of issue: 02.20

VITA – perfect match.

**VITA**

VITA CAD/CAM MATERIALS – for ideal solutions. Proven a million times over.

# VITA CAD/CAM MATERIALS – for ideal solutions.

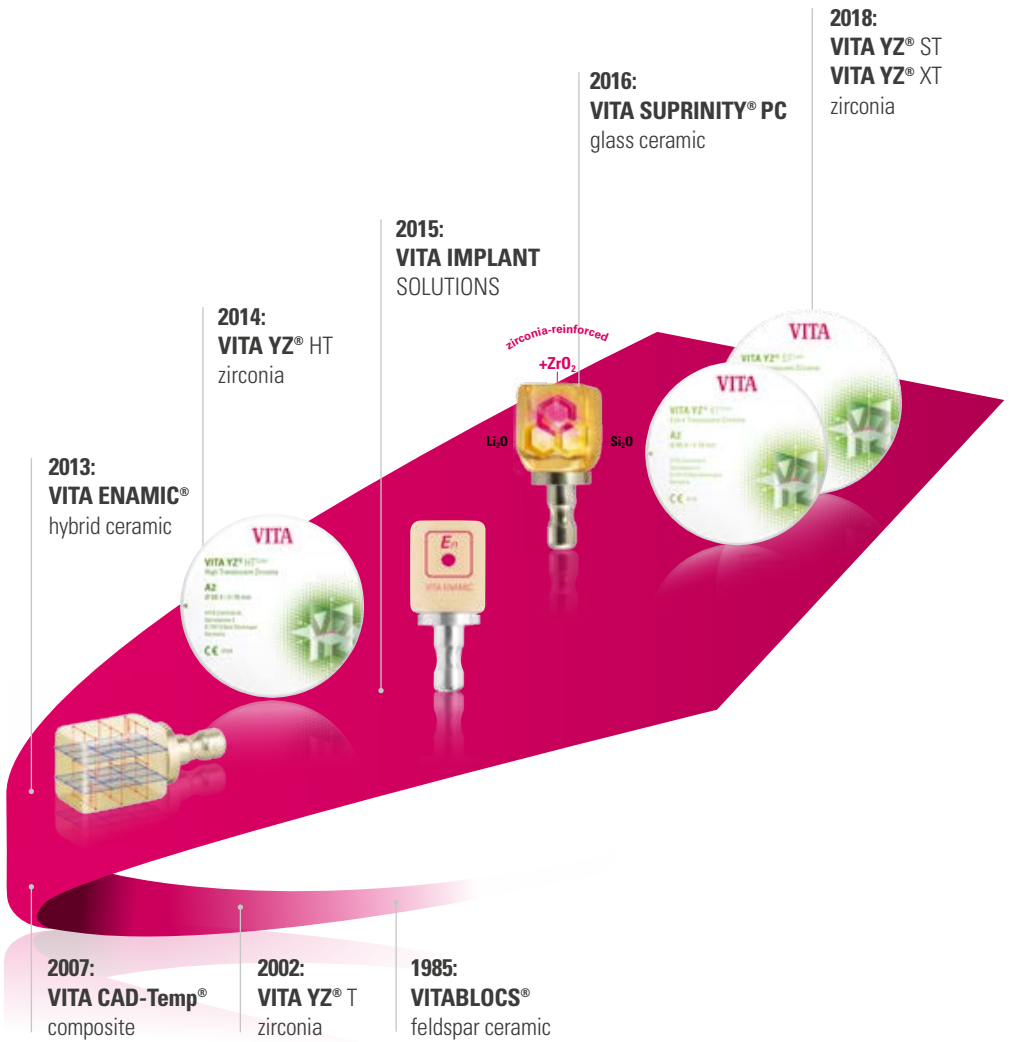


VITA is the pioneer in the field of dental CAD/CAM materials for practices and laboratories. VITA has been offering top-quality material solutions for a wide range of indications since 1985. In addition to materials for temporary restorations, VITA's product range includes highly esthetic products for single tooth restorations, materials for framework constructions and fully anatomical bridge restorations, as well as products for implant-supported restorations. Today, users in practices and laboratories benefit from numerous proven solutions and groundbreaking, innovative materials.

# Proven solutions. Groundbreaking innovations.

VITA Zahnfabrik has been developing CAD/CAM materials for dentists and dental technicians for more than 30 years. One of the company's first milestones was the introduction of VITABLOCS, which have been proven a million times over. Innovative material concepts, such as the hybrid ceramic VITA ENAMIC, were introduced later.

Today, VITA offers a variety of solutions for almost every indication.





# VITABLOCS® Mark II, TriLuxe forte, RealLife



Proven a million times over.



## > FACTS & FEATURES

### What?

- **VITABLOCS Mark II:** monochromatic, tooth-colored feldspar blanks with shades that match those of residual teeth
- **VITABLOCS TriLuxe forte:** polychromatic, tooth-colored feldspar blanks with integrated shade gradient to reproduce the natural play of colors
- **VITABLOCS RealLife:** polychromatic, tooth-colored feldspar blanks with integrated 3D layer structure to reproduce the natural shade gradient in the anterior area

### Benefits?

- **fabricating reliable restorations**  
thanks to a durable material with very good clinical performance
- **highly esthetic restorations**  
thanks to a material with superior play of colors and light
- **cost-effective reconstruction**  
thanks to time-saving CAM fabrication and efficient finishing using a polishing process

### What for?

- ideal solution for esthetic reconstructions of minor defects (VITABLOCS Mark II) and esthetic restorations in the visible region (VITABLOCS TriLuxe forte, VITABLOCS RealLife)

# VITABLOCS® Mark II, TriLuxe forte, RealLife

## > BASIC INFORMATION



### Recommended indications?\*

#### VITABLOCS Mark II

- small, esthetic reconstructions (inlay, onlay, partial crown)



#### VITABLOCS TriLuxe forte

- highly esthetic reconstructions in the visible region



#### VITABLOCS RealLife

- highly esthetic anterior crowns

### Process steps

1-step materials:

- CAM fabrication, polishing and seating;  
firing not required
- optional: characterization / individualization

### System compatibility

#### VITABLOCS – SYSTEM SOLUTIONS\*\*

VITA offers VITABLOCS with specific holder systems for CAD/CAM systems:


CEREC/inLab (Dentsply Sirona), PlanMill 40/PlanMill 40S/  
PlanMill 50S (Planmeca), Ceramill mikro IC/Ceramill Motion 2/  
Ceramill Matik (Amann Girrbach AG), TS150 (Glidewell  
Laboratories), KaVo ARCTICA/Everest (KaVo Dental GmbH)



#### VITABLOCS – UNIVERSAL SOLUTIONS\*\*

VITA offers VITABLOCS with universal holder system for CAD/CAM systems:

CORiTEC line (imes-icore GmbH), DGSHAPE DWX-4W  
(DGSHAPE Corporation), CS 3000/CS 3100 (Carestream Dental, Inc.),  
N4/R5/S1/S2/Z4 (vhf camufacture AG), Zfx Inhouse5x (Zfx GmbH),  
Organical Desktop line (R+K CAD/CAM Technologie GmbH & Co. KG),  
DMG ULTRASONIC line (DMG Mori AG)



\*) These are recommended indications; the entire range of single tooth restorations can normally be fabricated. For details, please refer to the respective working instructions of the products.

\*\*) Note: The range of VITA CAD/CAM material versions/geometries/shades available may vary for individual CAD/CAM system partners or systems.

## > AVAILABLE SHADES

### VITABLOCS Mark II

- VITA SYSTEM 3D-MASTER: 0M1C (for I12, I14), 1M1C, 1M2C, 2M1C, 2M2C, 2M3C, 3M1C, 3M2C, 3M3C, 4M2C
- VITA classical A1–D4: A1C, A2C, A3C, A3.5C, A4C, B2C, B3C, C2C, C3C, D3C

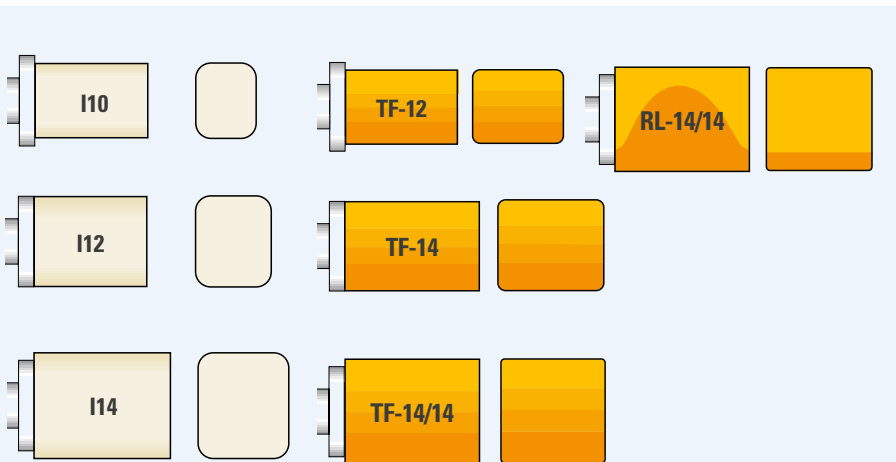
### VITABLOCS TriLuxe forte

- VITA SYSTEM 3D-MASTER: 1M2C, 2M2C, 3M2C
- VITA classical A1–D4: A1C, A2C, A3C, A3.5C

### VITABLOCS RealLife

- VITA SYSTEM 3D-MASTER: 0M1C, 1M1C, 1M2C, 2M1C, 2M2C, 3M2C

## > AVAILABLE GEOMETRIES (geometries in mm)



### Blocks:

- **VITABLOCS Mark II: I10:** 8 x 10 x 15; **I12:** 10 x 12 x 15; **I14:** 12 x 14 x 18
- **TriLuxe forte: TF-12:** 10 x 12 x 15; **TF-14:** 12 x 14 x 18; **TF-14/14:** 14 x 14 x 18
- **RealLife: RL-14/14:** 14 x 14 x 18

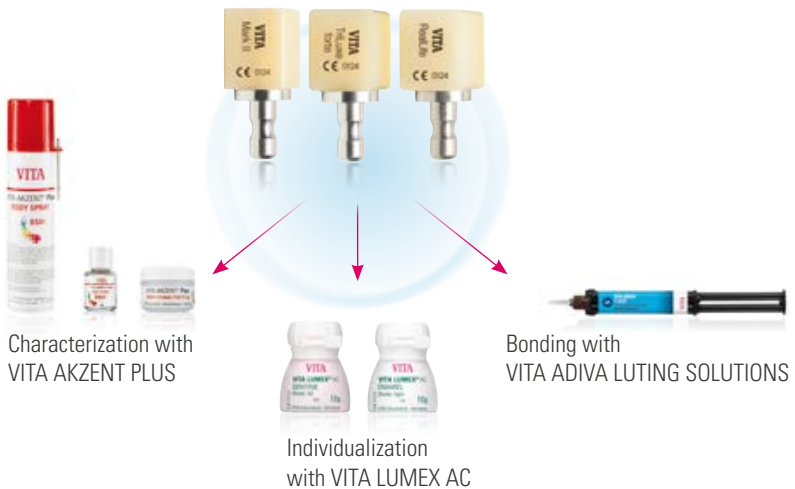
## > AVAILABLE INDIVIDUAL PRODUCTS/ASSORTMENTS



### VITABLOCS

- pack of 5 VITABLOCS Mark II feldspar ceramic blanks
- pack of 5 VITABLOCS TriLuxe forte feldspar ceramic blanks
- pack of 5 VITABLOCS RealLife forte feldspar ceramic blanks

## > AVAILABLE SYSTEM COMPONENTS



Characterization with  
VITA AKZENT PLUS

Individualization  
with VITA LUMEX AC

Bonding with  
VITA ADIVA LUTING SOLUTIONS





A new definition of load capacity\*.



## > FACTS & FEATURES

- What?**
- unique hybrid ceramic with a dual ceramic-polymer network structure
  - available as mono- and multichromatic types in up to three translucency levels (T, HT, ST)
- Benefits?**
- **fabricating durable restorations**  
using a high-load capacity hybrid ceramic with absorption of masticatory forces
  - **non-/minimally invasive restorations possible**  
since the elastic hybrid ceramic enables reduced wall thicknesses
  - **fabricating accurate, precise and delicate restorations**  
using a hybrid material with integrated elasticity
  - **cost-effective reconstruction**  
thanks to time-saving CAM fabrication and efficient polishing without any firing process
- What for?**
- ideal solution for minimally invasive, delicate and implant-supported reconstructions

\*) In addition to a high degree of elasticity, this innovative hybrid ceramic guarantees outstanding load capacity after adhesive bonding.

## › BASIC INFORMATION



### Recommended indications?\*

#### VITA ENAMIC (T, HT, ST)

- reconstructions with reduced wall thicknesses that preserve natural tooth structure
- posterior crowns that offer high load capacity in cases with limited space availability
- precise repair of small defects (e.g., indirect cervical fillings/delicate inlays)
- non-/minimally-invasive reconstruction of occlusal surfaces (table top)
- monolithic veneering structures for digital dual structure bridges



#### VITA ENAMIC multiColor

- esthetic crown restorations with vivid play of color/light
- delicate (non-prep) veneers for cosmetic reconstructions



#### VITA ENAMIC IS\*\*

- implant-supported abutment crowns and mesostructures

### Process steps

1-step materials:

- CAM fabrication, polishing and seating; no firing
- optional: characterization/individualization

### System compatibility?

#### VITA ENAMIC – SYSTEM SOLUTIONS\*\*\*

CEREC/inLab (Dentsply Sirona), PlanMill 40/PlanMill 40S/  
PlanMill 50S (Planmeca), Ceramill mikro IC/Ceramill Motion 2/  
Ceramill Matik (Amann Girrbach AG), TS150 (Glidewell  
Laboratories), KaVo ARCTICA/Everest (KaVo Dental GmbH)

#### VITA ENAMIC – UNIVERSAL SOLUTIONS\*\*\*

CORiTEC line (imes-icore GmbH), Röders RXD line  
(Röders GmbH), DGSHAPE DWX line (DGSHAPE Corporation),  
CS 3000/CS 3100 (Carestream Dental, Inc), Zfx Inhouse5x (Zfx  
GmbH), Milling UNIT M line (Zirkonzahn S.r.l.), N4/R5/S1/S2/Z4/  
R5 (vhf camfactory AG), Organical Desktop line (R+K CAD/CAM  
Technologie GmbH), DMG ULTRASONIC-line (DMG Mori AG)



Note: VITA ENAMIC DISCs can be processed with all open CAD/CAM systems, which are suitable to mill discs with a diameter of 98.4 mm (including the circumferential groove).

\*) These are recommended indications; the entire range of single tooth restorations can normally be fabricated. For details, please refer to the respective working instructions of the products.

\*\*) More information about VITA ENAMIC IS is available in the chapter VITA IMPLANT SOLUTIONS.

\*\*\*) Note: The range of VITA CAD/CAM material versions/geometries/shades available may vary for individual CAD/CAM system partners or systems.

## › AVAILABLE SHADES

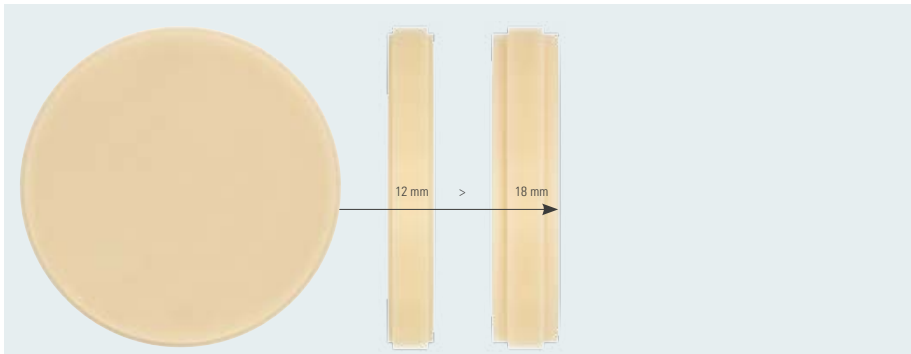
- **VITA SYSTEM 3D-MASTER, translucent (T)\***  
0M1, 1M1, 1M2, 2M1, 2M2, 2M3, 3M1, 3M2, 3M3, 4M2
- **VITA SYSTEM 3D-MASTER, high translucent (HT)\*\***  
0M1, 1M1, 1M2\*, 2M1, 2M2, 2M3, 3M1, 3M2, 3M3, 4M2
- **VITA SYSTEM 3D-MASTER, super translucent (ST)\*\*\***  
1M1, 1M2, 2M2, 3M2, 4M2

\*) Limited range of shades for VITA ENAMIC IS-14/Discs: IS-14 available in 1M1, 1M2, 2M2, 3M2 and 4M2; discs available in 1M2, 2M2 and 3M2

\*\*) Limited range of shades for VITA ENAMIC multiColor EMC-14, EMC-16, IS-16 and discs: available in 1M1, 1M2, 2M2, 3M2, 4M2

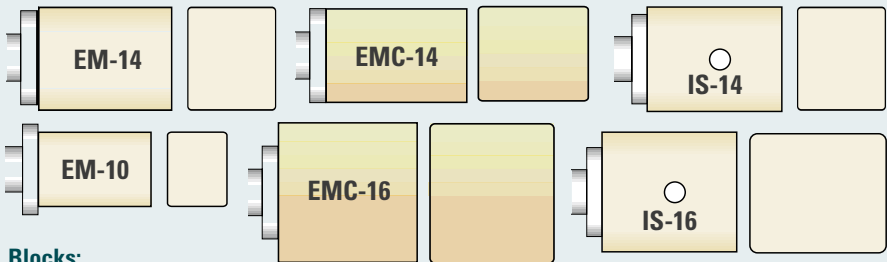
\*\*) available in the EM-14 type

## › AVAILABLE GEOMETRIES (geometries in mm)



### Discs (Ø 98.4 mm):

- **VITA ENAMIC:** h 12, 18



### Blocks:

- **VITA ENAMIC: EM-14:** 12 x 14 x 18; **EM-10:** 8 x 10 x 15
- **VITA ENAMIC multiColor: EMC-14:** 12 x 14 x 18; **EMC-16:** 18 x 16 x 18
- **VITA ENAMIC IS\*:** **IS-14:** 18 x 14 x 12 (for mesostructures); **IS-16:** 18 x 16 x 18 (for abutment crowns)

\*) Note: with an integrated S- or L-interface for each geometry size.

## › AVAILABLE INDIVIDUAL PRODUCTS/ASSORTMENTS



### VITA ENAMIC

- pack of 5 VITA ENAMIC hybrid ceramic blanks
- pack of 1 VITA ENAMIC disc blank



### VITA ENAMIC Starter Set clinical/technical

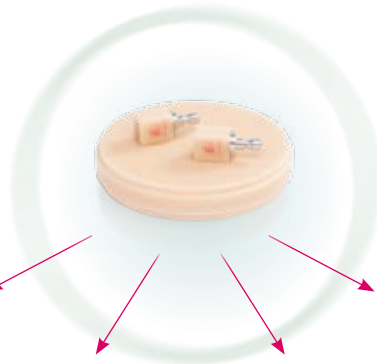
- 10 packs of 5 VITA ENAMIC blanks in five shades and two translucency levels and one VITA ENAMIC Polishing Set clinical/technical



### VITA ENAMIC Polishing Set clinical/technical

- Two-stage polishing system with a total number of six or eight pre- and high-gloss polishes for the contra-angle or the handpiece.

## › AVAILABLE SYSTEM COMPONENTS



Characterization  
with VITA ENAMIC stains



Bonding with  
VITA ADIVA LUTING SOLUTIONS



Individualization  
with VITA VM LC flow



VITA ENAMIC  
polishing instruments

# VITA SUPRINITY® PC



Glass ceramic. Revolutionized.



## > FACTS & FEATURES

### What?

- zirconia-reinforced, high-strength glass ceramic generation
- available as monochromatic blanks in two translucency levels (T, HT)

### Benefits?

- **high reliability**  
thanks to a zirconia-reinforced glass ceramic matrix
- **precision-fit results**  
thanks to material blanks with high edge stability
- **simple processing**  
thanks to good polishing characteristics and high firing stability
- **brilliant esthetics**  
thanks to integrated translucency, opalescence and fluorescence

### What for?

- ideal solution for anterior and posterior crowns, superstructures on implants, as well as inlays, onlays and veneers

# VITA SUPRINITY® PC

## › BASIC INFORMATION



### Recommended indications?\*

#### VITA SUPRINITY PC

Various (esthetic) options, thanks to a wide indication range:

- Posterior crown
- Anterior crown
- Implant-supported crown
- Veneer

### Process steps

2-step material:

- CAM fabrication, followed by crystallization or combination firing
- optional: characterization/individualization

### System compatibility?

#### VITA SUPRINITY PC – SYSTEM SOLUTIONS\*\*

VITA offers VITA SUPRINITY PC with specific holder systems for CAD/CAM systems:

CEREC/inLab (Dentsply Sirona), PlanMill 40/PlanMill 40S/PlanMill 50S (Planmeca), Ceramill mikro IC/Ceramill Motion 2/Ceramill Matik (Amann Girrbach AG), KaVo ARCTICA/Everest (KaVo Dental GmbH)

#### VITA SUPRINITY PC – UNIVERSAL SOLUTIONS\*\*

VITA offers VITA SUPRINITY PC with universal holder system for the CAD/CAM systems:

CS 3000/CS 3100 (Carestream Dental, Inc), DMG ULTRASONIC series (DMG Mori AG), CORiTEC line (imes-icore GmbH), Röders RXD line (Röders GmbH), N4/R5/S1/S2/Z4 (vhf camfacture AG), MILLING UNIT M line (Zirkonzahn S.r.l.), DGSHAPE DWX-4W (DGSHAPE Corporation), Zfx Inhouse5x (Zfx GmbH)

\*) These are recommended indications; the entire range of single tooth restorations can normally be fabricated. For details, please refer to the respective working instructions of the products.

\*\*) Note: The range of VITA CAD/CAM material versions/geometries/shades available may vary for individual CAD/CAM system partners or systems.

## > AVAILABLE SHADES

- **VITA SUPRINITY PC, high translucent (HT)**

VITA classical A1–D4: A1, A2, A3, A3.5, B2, C2, D2

VITA SYSTEM 3D-MASTER: 0M1, 1M1, 1M2, 2M2, 3M2, 4M2

- **VITA SUPRINITY PC, translucent (T)**

VITA classical A1–D4: A1, A2, A3, A3.5, B2, C2, D2

VITA SYSTEM 3D-MASTER: 0M1, 1M1, 1M2, 2M2, 3M2, 4M2

## > AVAILABLE GEOMETRIES (geometries in mm)



### Blocks:

- **VITA SUPRINITY PC:**

**PC-14:** 12 x 14 x 18

## > AVAILABLE INDIVIDUAL PRODUCTS/ASSORTMENTS



### VITA SUPRINITY PC

- Pack of 5 VITA SUPRINITY PC glass ceramic blanks

### VITA SUPRINITY PC Starter Set VITA classical A1-D4/ VITA SYSTEM 3D-MASTER clinical/technical

- 16 or 12 packs of 5 VITA SUPRINITY PC blanks (one pack for each shade and translucency)
- VITA SUPRINITY Polishing Set clinical/technical
- VITA AKZENT PLUS GLAZE LT SPRAY
- Fibrous pad firing supports and platinum pins



### VITA SUPRINITY Polishing Set clinical/technical

- Two-stage polishing system with a total number of six or eight pre- and high-gloss polishers for the contra-angle or the handpiece

## > AVAILABLE SYSTEM COMPONENTS



Characterization with  
VITA AKZENT PLUS



Bonding with  
VITA ADIVA LUTING SOLUTIONS



Individualization with  
VITA VM 11



VITA SUPRINITY  
polishing instruments



# VITA IMPLANT SOLUTIONS



VITABLOGS®

VITA ENAMIC®

VITA SUPRINITY® PC

VITA IMPLANT  
SOLUTIONS

VITA CAD-Temp®

VITA CAD-Waxx

VITA VZ®  
SOLUTIONS

VITA Rapid Layer  
Technology

Components/  
accessories

Ideal solutions for implant-supported restorations



## > FACTS & FEATURES

### What?

- Blanks comprised of hybrid ceramic and composite, which feature an integrated interface for an adhesive/titanium base
- available as VITA ENAMIC IS hybrid ceramic (T/HT) for permanent reconstructions and VITA CAD-Temp IS composite for temporary restorations

### Benefits? VITA ENAMIC IS

- **fabricating durable, implant-supported restorations**  
using a high-load capacity hybrid ceramic
- **cost-effective reconstruction**  
thanks to time-saving CAM fabrication and efficient finishing

### VITA CAD-Temp IS

- **efficient fabrication of temporary restorations**  
thanks to a fully digital process
- **natural shade effect**  
thanks to impressive light optical properties

### What for?

- ideal solution for permanent and temporary implant-supported restorations

# VITA IMPLANT SOLUTIONS

## > BASIC INFORMATION



### Recommended indications?\*

#### VITA ENAMIC IS

- permanent implant-supported abutment crowns (AC) and mesostructures (MS)

#### VITA CAD-Temp IS

- temporary restorations/soft-tissue management

### Process steps

1-step materials:

- CAM fabrication, bond with the base and screw onto the implant; no firing!
- optional: characterization/individualization

### System compatibility?

#### VITA IMPLANT SOLUTIONS – SYSTEM SOLUTIONS

VITA offers VITA IMPLANT SOLUTIONS blanks with a specific holder system for the CAD/CAM system:  
CEREC/inLab (Dentsply Sirona)



\*) These are recommended indications. For details, please refer to the respective working instructions of the products.

## > AVAILABLE SHADES

- **VITA ENAMIC IS-14, translucent (T)**

MS type with S or L interface in VITA SYSTEM 3D-MASTER: 1M1, 1M2, 2M2, 3M2, 4M2

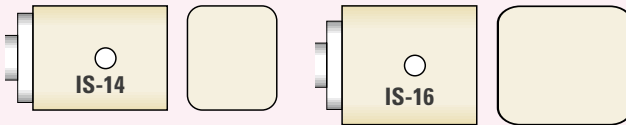
- **VITA ENAMIC IS-16, high translucent (HT)**

AC type with S or L interface in VITA SYSTEM 3D-MASTER: 1M1, 1M2, 2M2, 3M2, 4M2

- **VITA CAD-Temp IS-16**

AC type with S- or L-interface in VITA SYSTEM 3D-Master: 1M2T, 2M2T, 3M2T

## > AVAILABLE GEOMETRIES (geometries in mm)



### Blocks:

- **VITA ENAMIC: IS-14:** 18 x 14 x 12 (for permanent mesostructures); **IS-16:** 18 x 16 x 18 (for permanent abutment crowns)
- **VITA CAD-Temp: IS-16:** 18 x 16 x 18 (for temporary abutment crowns)

with integrated S- or L-interface for each geometry

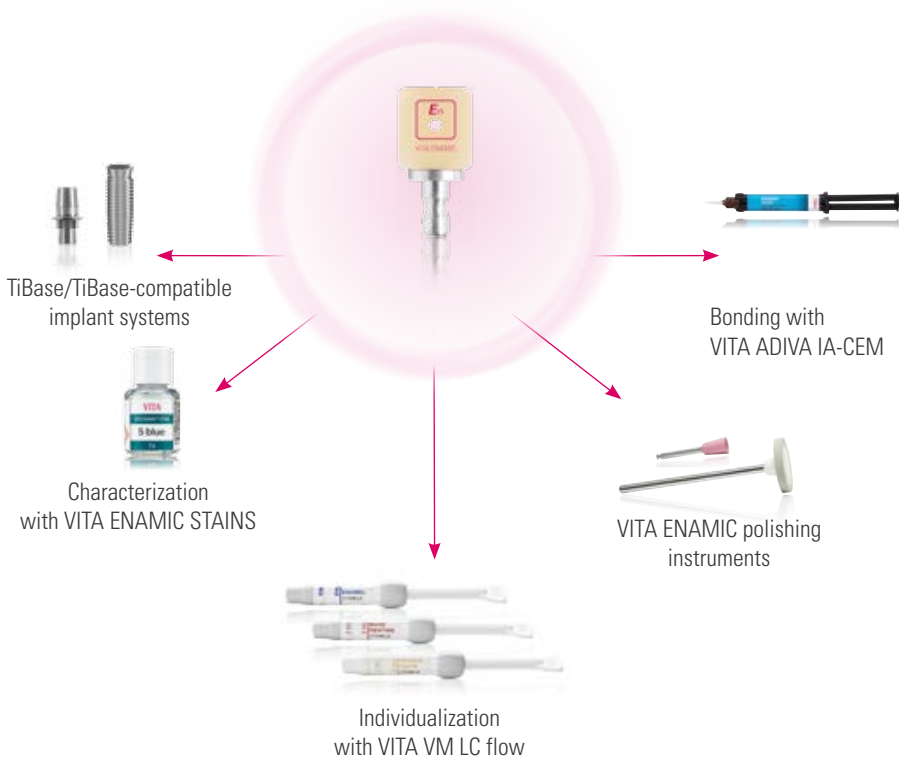
## > AVAILABLE INDIVIDUAL PRODUCTS/ASSORTMENTS



### VITA IMPLANT SOLUTIONS

- Pack of 5 VITA ENAMIC IS hybrid ceramic blanks
- Pack of 5 VITA CAD-Temp IS blanks

## > AVAILABLE SYSTEM COMPONENTS



# VITA CAD-TEMP®



VITABLOGS®

VITA ENAMIC®

VITA SUPRINITY® PC

VITA IMPLANT  
SOLUTIONS

VITA CAD-Temp®

VITA CAD-Waxx

VITA VZ®  
SOLUTIONS

VITA Rapid Layer  
Technology

Components/  
accessories

Ideal solutions for long-term temporary restorations.



## > FACTS & FEATURES

### What?

- Composite made of highly cross-linked acrylate polymer with microfiller for the fabrication of long-term temporary restorations

### Benefits?

- **good long-term stability**  
thanks to good surface stability and fracture strength (period of wearing: up to 3 years)
- **natural shade effect**  
thanks to impressive light optical properties
- **cost-effective fabrication of temporaries**  
thanks to time-saving CAD/CAM fabrication

### What for?

- ideal solution for fully or partially anatomical long-term temporary restorations (VITA CAD-Temp) and temporary implant-supported restorations (VITA CAD-Temp IS)

more product data >

# VITA CAD-TEMP®

## › BASIC INFORMATION



### Recommended indications?\*

#### VITA CAD-Temp monoColor

- Temporaries in the posterior area



#### VITA CAD-Temp multiColor

- Temporaries in the anterior area



#### VITA CAD-Temp IS\*\*

- temporary restorations/soft-tissue management

### Process steps

1-step materials:

- CAM fabrication, polishing and seating

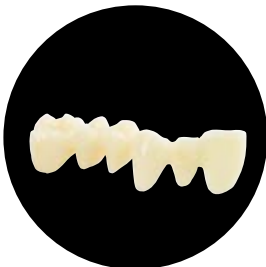
### System compatibility?

#### VITA CAD-Temp – SYSTEM SOLUTIONS\*\*\*

VITA offers VITA CAD-Temp with specific holder systems or in a specific geometry for the CAD/CAM systems:  
CEREC/inLab (Dentsply Sirona),  
KaVo ARCTICA/Everest (KaVo Dental GmbH)

#### VITA CAD-Temp – UNIVERSAL LÖSUNGEN\*\*\*

VITA offers VITA CAD-Temp in a universal disc geometry (Ø 98.4 mm) for the CAD/CAM systems:  
CORiTEC line (imes-icore GmbH), DGSHAPE DWX-4W (DGSHAPE Corporation), DMG ULTRASONIC series (DMG Mori AG), CS 3000/CS 3100 (Carestream Dental, Inc.), Röders RXD line (Röders GmbH), inLab MC X5 (Dentsply Sirona), N4/R5/S1/S2/Z4 (vhf camfacturer AG)



Note: VITA CAD-Temp DISCS can be processed with all open CAD/CAM systems, which are suitable to mill discs with a diameter of 98.4 mm (including the circumferential groove).

\*) These are recommended indications; the entire range of single tooth restorations can normally be fabricated. For details, please refer to the respective working instructions of the products.

\*\*) More information about VITA CAD-Temp IS is available in the chapter VITA IMPLANT SOLUTIONS.

\*\*\*) Note: The range of VITA CAD/CAM material versions/geometries/shades available may vary for individual CAD/CAM system partners or systems.

## > AVAILABLE SHADES

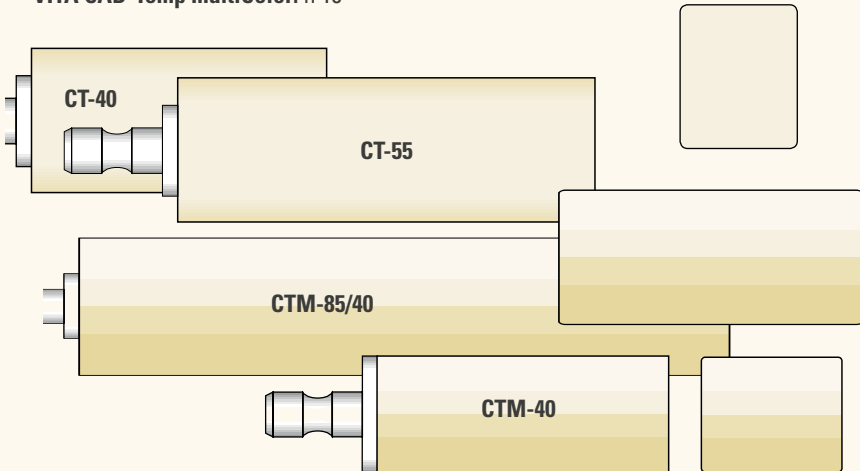
- **VITA CAD-Temp monoColor**  
VITA SYSTEM 3D-MASTER: 0M1T (for CT-40), 1M2T, 2M2T, 3M2T
- **VITA CAD-Temp multiColor**  
VITA SYSTEM 3D-MASTER: 1M2T, 2M2T, 3M2T

## > AVAILABLE GEOMETRIES (geometries in mm)



### Discs (Ø 98.4 mm):

- **VITA CAD-Temp monoColor:** h 20
- **VITA CAD-Temp multiColor:** h 18



### Blocks:

- **VITA CAD-Temp monoColor:** **CT-40:** 15.5 x 19 x 39; **CT-55:** 15.5 x 19 x 55
- **VITA CAD-Temp multiColor:** **CTM-40:** 15.5 x 19 x 39; **CTM-85/40:** 18 x 40 x 85

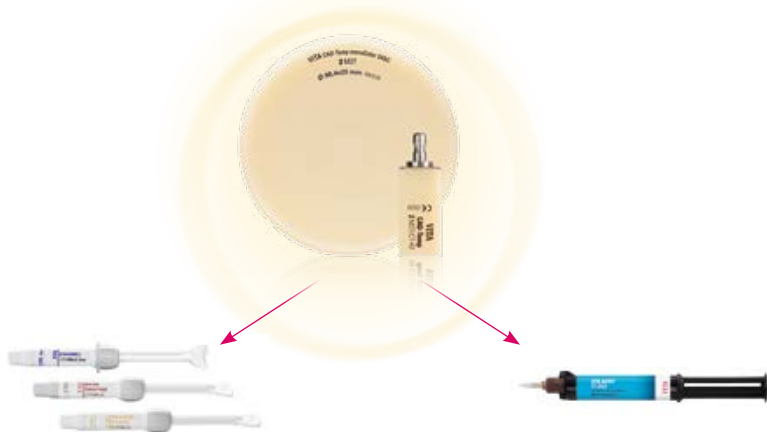
## > AVAILABLE INDIVIDUAL PRODUCTS/ASSORTMENTS



### **VITA CAD-Temp monoColor/multiColor**

- pack of VITA CAD-Temp containing 1, 2, 10 blank(s)
- Pack of 1 VITA CAD-Temp Disc blank

## > AVAILABLE SYSTEM COMPONENTS



Individualization  
with VITA VM LC flow

Bonding with  
VITA ADIVA LUTING SOLUTIONS



# VITA CAD-WAXX



Ideal solutions for wax-ups and drilling templates



## > FACTS & FEATURES

**What?**

- acrylate polymer that burns out without leaving any residue for computer-aided fabrication of wax-ups and for the fabrication of drilling templates

**Benefits?**

- **cost-efficient reconstruction**  
thanks to computer-aided modelling
- **precise shaping and fit**  
thanks to high torsional resistance and dimensional accuracy
- **cast and pressed restorations free from bubbles and cavities**  
since the CAD-Waxx material burns out without leaving any residue

**What for?**

- ideal solution for the fabrication of drilling templates and the digital wax-up technique

[more product data >](#)

VITABLOGS®

VITA ENAMIC®

VITA SUPRINITY® PC

VITA IMPLANT  
SOLUTIONS

VITA CAD-Temp®

VITA CAD-Waxx

VITA VZ®  
SOLUTIONS

VITA Rapid Layer  
Technology

Components/  
accessories

# VITA CAD-WAXX



## › BASIC INFORMATION

### Recommended indications?\*

#### VITA CAD-Waxx

- for the fabrication of pressed/cast objects and drilling templates

### Process steps

1-step materials:

- CAM fabrication of drilling templates or pressed objects

### System compatibility

#### VITA CAD-Waxx – SYSTEM SOLUTIONS\*\*

VITA offers VITA CAD-Waxx with specific holder systems for the CAD/CAM systems:

CEREC/inLab (Dentsply Sirona)

#### VITA CAD-Waxx – UNIVERSAL SOLUTIONS\*\*

VITA offers VITA CAD-Waxx in a universal DISC geometry (Ø 98.4 mm) for the CAD/CAM system:

inLab MC X5 (Dentsply Sirona)



Note: VITA CAD-Waxx DISCs can be processed with all open CAD/CAM systems, which are suitable to mill discs with a diameter of 98.4 mm (including the circumferential groove).


\*) These are recommended indications; the entire range of single tooth restorations can normally be fabricated. For details, please refer to the respective working instructions of the products.

\*\*) Note: The range of VITA CAD/CAM material versions/geometries/shades available may vary for individual CAD/CAM system partners or systems.

## > AVAILABLE SHADES

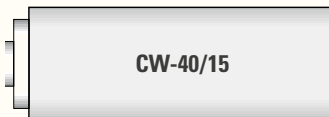
- **VITA CAD-Waxx**  
blanks are transparent

## > AVAILABLE GEOMETRIES (geometries in mm)



### Discs (Ø 98.4 mm):

- **VITA CAD-Waxx:** h 20



### Blocks:

- **VITA CAD-Waxx:** CW-40/15: 14 x 15 x 40

## > AVAILABLE INDIVIDUAL PRODUCTS/ASSORTMENTS



### **VITA CAD-Waxx**

- pack of VITA CAD-Waxx containing 2 or 10 blanks
- Pack of 1 VITA CAD-Waxx Disc blank

# VITA YZ® SOLUTIONS



The system solution for precise, efficient and true-to-shade zirconia reconstructions.



## ► FACTS & FEATURES

### What?

- coordinated material system made from ZrO<sub>2</sub> blanks and accompanying system components, such as liquids and stains.
- available as non-colored, monochromatic and multichromatic versions in up to four translucency levels (T/HT/ST/XT)

### Benefits?

- **reliably reproduce tooth shades**  
using a material system with ideally matched components
- **create highly accurate restorations**  
with material blanks with edge stability, homogeneous microstructures and tested sintering properties
- **achieve efficient, solid and esthetic results**  
thanks to tooth-shaded precolored (multi)color blanks with good shade matching to the VITA classical A1–D4 shade guide

### What for?

- ideal solution for the fabrication of precise and true-to-shade partially/fully and monolithic veneered anterior and posterior bridge restorations

# VITA YZ® SOLUTIONS

## › BASIC INFORMATION



### Recommended indications?\*

#### VITA YZ T/HT

- natural, individual, fully veneered substructures



#### VITA YZ ST

- monolithic and partially veneered substructures



#### VITA YZ XT

- monolithic and partially veneered anterior restorations

### Process steps

4-step material VITA YZ T/HT

- CAM fabrication, sintering, full veneering, glaze firing

3-step material VITA YZ ST/XT

- CAM fabrication, sintering, glaze firing
- optional: partial veneering

### System compatibility

#### VITA YZ SOLUTIONS – SYSTEM SOLUTIONS\*\*

VITA offers VITA YZ blanks with a specific holder system for the CAD/CAM system:

inLab MC XL family, CEREC MC XL family\*\*\* (Dentsply Sirona)



#### VITA YZ SOLUTIONS – UNIVERSAL SOLUTIONS\*\*

CORiTEC line (imes-icore GmbH), DMG ULTRASONIC series (DMG Mori AG), Röders RXD line (Röders GmbH), N4/R5/S1/S2/Z4/R5 (vhf camufacture AG), inLab MC X5 (Dentsply Sirona), Ceramill mikro 4X/Ceramill mikro 5X/Ceramill Motion 2/Ceramill Matik (Amann Girrbach AG)\*\*\*\*, KaVo Everest (KaVo Dental GmbH)



Note: VITA YZ Discs can be processed with all open CAD/CAM systems, which are suitable to mill discs with a diameter of 98.4 mm (including the circumferential groove).

\*) These are recommended indications; the entire range of single tooth restorations can normally be fabricated. For details, please refer to the respective working instructions of the products.

\*\*) Note: The range of VITA CAD/CAM material versions/geometries/shades available may vary for individual CAD/CAM system partners or systems.

\*\*\*) CEREC MC XL family applies only for VITA YZ HT, inLab MC XL family for T and HT.

\*\*\*\*) Only with adapter for 98.4 mm discs

## > AVAILABLE SHADES

### VITA YZ T, translucent

- **VITA YZ T<sup>White</sup>**: non-colored for manual coloring using VITA YZ T COLORING LIQUIDS
- **VITA YZ T<sup>Color</sup>**: precolored in the lightness levels LL1 (light)\*, LL2 (medium), LL3 (intense)

### VITA YZ HT, high translucent

- **VITA YZ HT<sup>White</sup>**: non-colored for manual coloring using VITA YZ HT SHADE LIQUIDS
- **VITA YZ HT<sup>Color\*\*</sup>**: A1, A2, A3, 1M2, 2M2, 3M2

### VITA YZ ST/XT, super translucent/extra translucent

- **VITA YZ ST/XT<sup>White</sup>**: non-colored for manual coloring using VITA YZ ST/XT SHADE LIQUIDS
- **VITA YZ ST/XT<sup>Color</sup>**: all 16 VITA classical A1-D4 shades
- **VITA YZ ST/XT<sup>Multicolor</sup>**: A1, A2, A3, A3.5, B2, C2, D2

\*) VITA YZ T<sup>Color</sup> block geometries are only available in LL1

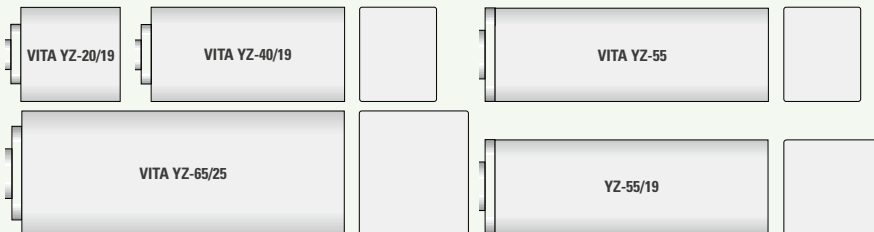
\*\*) Only available in disc geometry

## > AVAILABLE GEOMETRIES (geometries in mm)



### Discs (Ø 98.4 mm):

- **VITA YZ T**: h 12\*, 14, 16\*, 18, 20, 25\*
- **VITA YZ HT**: h 12\*, 14, 16\*, 18, 20, 25
- **VITA YZ ST**: h 14\*\*, 18\*\*, 20, 22\*\* (exclusively for Multicolor), 25
- **VITA YZ XT**: h 14\*\*, 18\*\*, 20, 22\*\* (exclusively for Multicolor), 25



### Blocks:

- **VITA YZ T**: **20/19**: 20 x 19 x 15.5; **40/19**: 39 x 19 x 15.5; **55**: 55 x 19 x 15.5; **65/25**: 65 x 25 x 22
- **VITA YZ HT**: **20/19**: 20 x 19 x 15.5; **40/19**: 39 x 19 x 15.5; **55/19**: 55 x 19 x 19; **65/25**: 65 x 25 x 22

Note: The available range of geometries may differ with individual White and (Multi)Color variants.

\*) These geometries are only available as uncolored VITA YZ T/HT<sup>White</sup> versions.

\*\*) VITA YZ ST/XT<sup>Multicolor</sup> is only available in: 14, 18, 22 mm

## › AVAILABLE INDIVIDUAL PRODUCTS/ASSORTMENTS



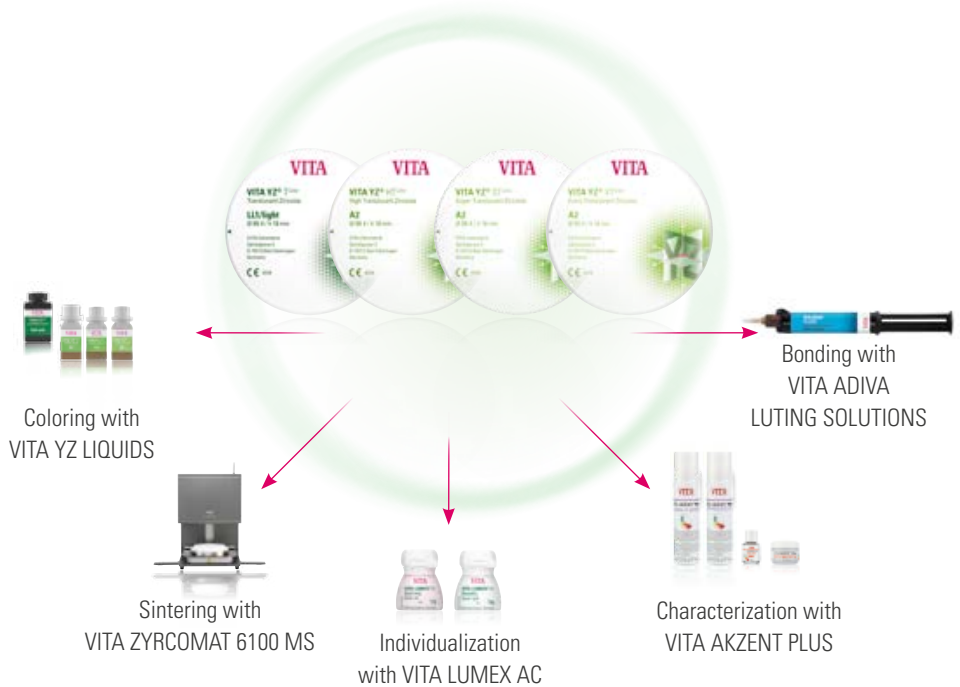
### VITA YZ T/HT

- Pack of 1, 2 or 4 VITA YZ T/HT blank(s)
- Pack of 1 VITA YZ T/HT Disc blank

### VITA YZ ST/XT

- Pack of 1 VITA YZ ST/XT Disc blank

## › AVAILABLE SYSTEM COMPONENTS





# VITA RAPID LAYER TECHNOLOGY



Digital dual structure bridges with the click of a mouse.



## > FACTS & FEATURES

- What?**
- digital manufacturing process for the fabrication of fully anatomical dual structure bridges with a zirconia substructure and a feldspar/hybrid ceramic veneer structure
- Benefits?**
- **reduction of time and costs**  
using a digital manufacturing process for the substructure and veneer structure
  - **high reliability and minimized risk of chipping**  
thanks to monolithic veneer structure
  - **simple and reliable bonding**  
of the substructure and veneer structure, thanks to adhesive bonding
- What for?**
- ideal solution for fully anatomical posterior dual structure bridges

# VITA RAPID LAYER TECHNOLOGY



## > BASIC INFORMATION

### Recommended indications?\*

#### **VITA Rapid Layer Technology**

- fully anatomical posterior dual structure bridges with up to four units

### Process steps

2-step process:

- CAM fabrication of substructure and veneer structure and sintering of the substructure
- Luting composite is used for bonding both structures.

### System compatibility?

#### **VITA Rapid Layer Technology – SYSTEM SOLUTIONS\*\***

VITA offers suitable CAD/CAM materials with a special holder system for the CAD/CAM system:  
inLab (Dentsply Sirona)



#### **VITA RAPID LAYER – UNIVERSAL SOLUTIONS for VITA YZ T\*\***

CORiTEC-line (imes-icore GmbH), DMG ULTRASONIC line (DMG Mori AG), Röders RXD line (Röders GmbH), N4/R5/S1/S2/Z4/R5 (vhf camfacture AG), inLab MC X5 (Dentsply Sirona), Ceramill mikro 4X/Ceramill mikro 5X/Ceramill Motion 2 (Amann Girrbach AG)\*\*\*, KaVo Everest (KaVo Dental GmbH)

\*) These are recommended indications; the entire range of single tooth restorations can normally be fabricated. For details, please refer to the respective working instructions of the products.

\*\*) Note: The range of VITA CAD/CAM material versions/geometries/shades available may vary for individual CAD/CAM system partners or systems.

\*\*\*) Only with adapter for 98.4 mm disc

## > AVAILABLE SHADES

- **VITA YZ T-blanks**

**VITA YZ T<sup>White</sup>:** non-colored for manual coloring with YZ T COLORING LIQUIDS

**VITA YZ T<sup>Color</sup>:** precolored in the color/lightness level Color LL1/light\*, LL2/medium, LL3/intense

- **VITABLOCS blanks**


VITA SYSTEM 3D-MASTER: 1M1C (only VITABLOCS Mark II), 1M2C, 2M2C and 3M2C

- **VITA ENAMIC blanks**

cf. chapter VITA ENAMIC

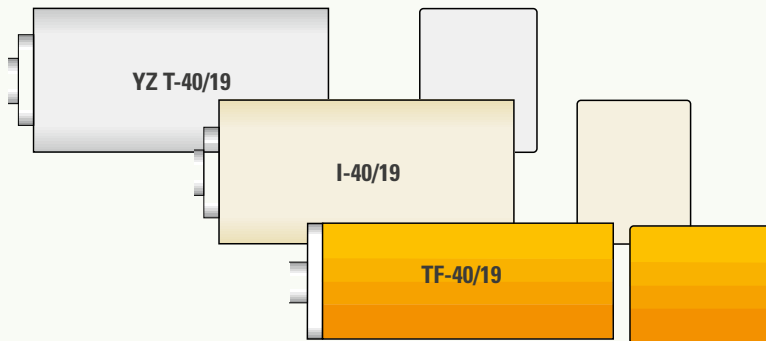
\*) VITA YZ T<sup>Color</sup> block geometries are only available in LL1

## > AVAILABLE GEOMETRIES\* (GEOMETRIES IN MM)



### Discs (Ø 98.4 mm):

- **VITA YZ T:** h 12\*\*, 14, 16\*\*, 18, 20, 25



### Blocks:

- **VITA YZ T for substructures: YZ-40/19:** 39 x 19 x 15.5
- **VITABLOCS Mark II for veneer structures: I-40/19:** 39 x 19 x 15.5
- **VITABLOCS TriLuxe forte for veneer structures: TF-40/19:** 39 x 19 x 15.5

\*) VITA ENAMIC blanks cf. chapter VITA ENAMIC

\*\*) Note: These geometries are only available as uncolored VITA YZ T<sup>White</sup> versions.

## › AVAILABLE INDIVIDUAL PRODUCTS/ASSORTMENTS



### VITA Rapid Layer Technology

- Pack of 2 VITA YZ T blanks/1 Disc blank
- Pack of 2 VITABLOCS Mark II/ TriLuxe forte feldspar ceramic blanks
- Pack of VITA ENAMIC; see chapter on VITA ENAMIC

## › AVAILABLE SYSTEM COMPONENTS



## > System components / accessories

### Ideal solutions during processing

Shade  
determination



- For digital shade determination, use **VITA Easyshade V**, and for traditional shade determination, the **VITA Linearguide 3D-MASTER** or the **VITA classical A1–D4** shade guide can be used.

CAD/CAM  
fabrication



- For CAD/CAM fabrication, VITA offers you **highly esthetic feldspar ceramic, high-strength glass ceramic, innovative hybrid ceramic materials and zirconia** – simply select the ideal material solution for your individual requirements.

Shade  
modification\*



- For feldspar, glass ceramics and zirconia, use **VITA AKZENT PLUS** stains and the **VITA LUMEX AC** or **VITA VM 11** veneering ceramics. Use **VITA ENAMIC STAINS** for the hybrid ceramic and **VITA VM LC** flow for individualization.

Firing\*



- Glaze, stains and/or dentine and crystallization firing are best carried out with the **VITA VACUMAT 6000 M** or the **VITA SMART.FIRE**.
- It is recommended to use the **VITA ZYRCOMAT 6100 MS** for sinter firing.
- Note: When using a hybrid ceramic, firing must not be carried out.

Polishing



- In the case of VITA feldspar ceramics, use polishing systems suitable for silicate ceramics (e. g., **VITA Karat diamond polishing set**).

Luting



- For VITA glass and hybrid ceramics, the **VITA SUPRINITY/ VITA ENAMIC polishing sets** should be used.
- When bonding VITA feldspar, glass, hybrid and zirconia ceramics, you can use **VITA ADIVA LUTING SOLUTIONS** or an alternative bonding system recommended by VITA.

\*) Note "Optional process steps/firing": The feldspar and hybrid ceramic materials can be seated directly after milling and polishing. The following process steps mentioned above are optional for feldspar ceramic. The same steps are required for the hybrid ceramic, but with the hybrid ceramic, firing must not be carried out. When zirconia is used, sinter firing is carried out prior to characterization/individualization.

## > System components

### > VITABLOCS® system components



#### **VITA Karat diamond polishing set**

For indirect high gloss polishing of ceramic restorations. Contains diamond polishing paste, 20 diamond felt wheels and one nickel-plated mandrel.



#### **VITA AKZENT PLUS**

Fluorescent stains made of glazing and masking materials. Available as powder, paste or spray.



#### **VITA LUMEX AC**

Veneer all common substructure ceramics with the highly esthetic veneering ceramic **VITA LUMEX AC**.

### > VITA ENAMIC® system components



#### **VITA ENAMIC Polishing Set clinical/technical**

Two-stage polishing system with a total number of eight pre- and high-gloss polishers for the contra-angle or the handpiece.



#### **VITA ENAMIC STAINS**

Light-curing stains and accessories for the reproduction of natural shade nuances of VITA ENAMIC restorations.



#### **VITA VM LC flow**

Light-curing, low-viscous composite materials for individualizing restorations made of VITA ENAMIC, for example.

## > VITA SUPRINITY® system components



### VITA SUPRINITY Polishing Set clinical/technical

Two-stage polishing system with a total number of six (clinical) or eight (technical) pre- and high-gloss polishers for the contra-angle or the handpiece.



### VITA AKZENT PLUS

Fluorescent stains made of glazing and masking materials. Available as powder, paste or spray.



### VITA VM 11

Veneering material for individualizing VITA SUPRINITY PC. Available as CREATIVE KIT with 26 EFFECT materials or DENTINE KIT with 10 materials.

## > VITA YZ® SOLUTIONS system components



### VITA YZ T COLORING LIQUID

Liquids in four shade nuances for individually coloring VITA YZ T substructures.



### VITA YZ HT/ST/XT SHADE LIQUIDS

Liquids for manual coloring of VITA YZ HT/ST/XT restorations.



### VITA AKZENT PLUS

Fluorescent stains made of glazing and masking materials. Available as powder, paste or spray.



### VITA LUMEX AC

Veneering material for individualizing VITA YZ substructures.

## > Accessories

### > SHADE DETERMINATION/EVALUATION



#### **VITA Easyshade V**

For digital shade determination within seconds (results in shade standards, such as VITA SYSTEM 3D-MASTER, VITA classical A1–D4 and many others.)



#### **VITA Linearguide 3D-MASTER**

With this guide, you can determine the correct tooth shade in just two steps.



#### **VITA classical A1–D4 shade guide**

Simple shade selection using direct comparison of shade samples with the natural tooth in a single step.

### > UNITS FOR FIRING



#### **VITA VACUMAT 6000 M**

Fully automatic premium firing unit for crystallization and stains firing, as well as firing veneering materials in a compact design.



#### **VITA ZYRCOMAT 6100 MS**

High-speed sintering furnace for zirconia based dental ceramic substructure materials. Convenient one-touch-operation with VITA vPad control panels.



#### **VITA SMART.FIRE**

Developed specifically for dental practices for crystallization, glaze, stains and corrective firing of all common chairside materials.



## > MATERIALS FOR BONDING



### **VITA ADIVA FULL-ADHESIVE**

Fully adhesive bonding system with all components required for the conditioning of tooth substance and restoration materials made of feldspar, glass, hybrid ceramic, zirconia, composite and metal.



### **VITA ADIVA SELF-ADHESIVE**

Self-adhesive bonding system with all components required for conditioning and bonding of restoration materials made of feldspar, glass, hybrid ceramic, zirconia, composite and metal.



### **VITA ADIVA IA-CEM**

Ultra-opaque composite cements for bonding crowns on titanium bases, individual titanium abutments and discolored dies.



### **VITA ADIVA TE-CEM**

Dual-curing translucent composite cement for temporary bonding of restorations.



### **VITA ADIVA T-BOND SET**

Dual-hardening bonding system for a secure bond between the adhesive composite and the tooth substance.



### **VITA ADIVA TOOTH-ETCH**

Phosphoric acid gel, 37%, with blue coloring, for etching tooth substance.



### **VITA ADIVA CERA-ETCH**

Hydrofluoric acid gel, 5%, with red coloring, for etching feldspar, glass and hybrid ceramic restorations. Intended for extraoral use only!



### **VITA ADIVA OXY-PREVENT**

Neutral-colored glycerine gel to prevent the formation of an oxygen inhibition layer. Can also be used as a try-in paste.



### **VITA ADIVA PRIMER**

Bonding agents for restorations made of feldspar-, glass- and hybrid ceramic (C-PRIME), zirconia (ZR-PRIME) and metals such as alloys (M-PRIME).

# VITA CAD/CAM MATERIALS – Bonding recommendations

VITA CAD/CAM Material	Material class	Type of bonding		
		adhesive	self-adhesive	conventional
VITABLOCS	Silicate ceramic	●	● <sup>1)</sup>	✗
VITA ENAMIC	Hybrid ceramic	●	● <sup>1)</sup>	✗
VITA SUPRINITY PC	Zirconia-reinforced Lithium silicate ceramic	●	●	○ <sup>2)</sup>
VITA YZ SOLUTIONS <sup>3)</sup>	Zirconia	●	●	●

● Recommended ○ Possible ✗ Not possible

## ■ Silicate ceramic

Glass ionomers: not possible

Adhesive materials: VITA ADIVA F-CEM (VITA Zahnfabrik), Variolink Esthetic (Ivoclar Vivadent), Multilink Automix (Ivoclar Vivadent), Vitique (DMG), NX3 (KerrHawe), Calibra Ceram (Dentsply Sirona), RelyX Ultimate (3M ESPE), Bifix QM (VOCO), PANAVIA V5 (Kuraray Noritake), DuoCem (Coltène/Whaledent)

Self-adhesive materials: VITA ADIVA S-CEM (VITA Zahnfabrik), RelyX Unicem 2 (3M ESPE)

## ■ Hybrid ceramic

Glass ionomers: not possible

Adhesive materials: VITA ADIVA F-CEM (VITA Zahnfabrik), Variolink Esthetic (Ivoclar Vivadent), Vitique (DMG), NX3 (KerrHawe), Calibra Ceram (Dentsply Sirona), RelyX Ultimate (3M ESPE), Bifix QM (VOCO), Panavia V5 (Kuraray), DuoCem (Coltène/Whaledent)

Self-adhesive materials: VITA ADIVA S-CEM (VITA Zahnfabrik), RelyX Unicem 2 (3M ESPE)

## ■ Zirconia-reinforced lithium silicate ceramic

Glass ionomers: Ketac Cem (3M ESPE); Vivaglass CEM (Ivoclar Vivadent), FujiCem (GC Dental)

Adhesive materials: VITA ADIVA F-CEM (VITA Zahnfabrik), Variolink Esthetic (Ivoclar Vivadent), Vitique (DMG), NX3 (KerrHawe), Calibra Ceram (Dentsply Sirona), RelyX Ultimate (3M ESPE), Bifix QM (VOCO), Panavia V5 (Kuraray), DuoCem (Coltène/Whaledent)

Self-adhesive materials: VITA ADIVA S-CEM (VITA Zahnfabrik), RelyX Unicem 2 (3M ESPE)

## ■ Zirconia<sup>3)</sup>

Glass ionomers: Ketac CEM (3M ESPE), Vivaglass CEM (Ivoclar Vivadent), GC Fuji I (GC Dental)

Adhesive materials: VITA ADIVA F-CEM (VITA Zahnfabrik), Multilink Automix (Ivoclar Vivadent), PANAVIA V5 (Kuraray)

Self-adhesive materials: VITA ADIVA S-CEM (VITA Zahnfabrik), RelyX Unicem 2 (3M ESPE)

### Please note:

<sup>1)</sup> In the case of silicate ceramics and hybrid ceramics, self-adhesive luting composites may only be used for crowns.

<sup>2)</sup> Conventional bonding materials (e.g. Ketac CEM, 3M ESPE, Vivaglass CEM, Ivoclar Vivadent, GC Fuji I, GC Dental) may be used exclusively for crowns on natural teeth. The preparation requires retentive surfaces for conventional cementation, and – based on the preparation guidelines – the anatomical shape must be reduced while adhering to the minimum layer thickness indicated.

With conventional bonding, the bond is almost exclusively achieved by static friction between the bonding material and the restoration, and between the bonding material and the preparation. To achieve the required static friction, retentive preparation with a preparation angle of approx. 4 – 6° and the application of VITA ADIVA CERA-ETCH to the respective ceramic surfaces (for 20 seconds) are required.

<sup>3)</sup> Oxide ceramics cannot be etched using hydrofluoric acid gel and must be sandblasted with Al<sub>2</sub>O<sub>3</sub> (50 µm) at a maximum pressure of 2 bar, prior to bonding to increase the retention. The phosphate monomer contained in the composites/primers will create a chemical bond between the sandblasted oxide ceramic surface and the composite. Adhesive bonding is recommended for short stumps (≤ 4 mm).

## We are here to help

› More information about the products and processing is also available at  
[www.vita-zahnfabrik.com](http://www.vita-zahnfabrik.com)

### Sales Support Hotline

Tel. +49 - 7761 / 56 28 84

Fax +49 - 7761 / 56 22 99

8 a.m. to 5 p.m.

Mrs. Carmen Holsten and her team (Internal Sales Department) will be glad to assist you with orders or questions about the delivery, product data and marketing material.

### Email contact

You can email your questions and requests to [info@vita-zahnfabrik.com](mailto:info@vita-zahnfabrik.com)!

### Technical Hotline

Tel: +49 - 7761 / 56 22 22

Fax +49 - 7761 / 56 24 46

8 a.m. to 5 p.m.

If you have technical questions concerning VITA CAD/CAM product solutions, you can contact our technical specialists Mr. Ralf Mehlin or Mr. Daniel Schneider.

› Additional international contact information can be found at  
[www.vita-zahnfabrik.com/contacts](http://www.vita-zahnfabrik.com/contacts)



< For smaller, esthetic reconstructions



**Feldspar ceramic**  
1-step material

< For minimally invasive, delicate and implant-supported reconstructions



**Hybrid ceramic mono-/multichromatic**  
1-step material

< For a wide indication range



**Glass ceramic precrystallized**  
2-step material

< For implant-supported restorations



**VITA IMPLANT SOLUTIONS**  
1-step materials

< For temporary crown/bridge restorations



**Composite**  
1-step material

< For drilling templates/digital wax-up



**Acrylate polymer**  
1-step material

< For fully/partially veneered and monolithic bridge restorations



**Zirconia**  
3 – 4-step material

< For fully anatomical, dual-structure bridges



**VITA Rapid Layer Technology**  
2-step process

< For polishing, characterization, individualization and more



**System components/accessories**

## VITABLOCS®

- proven a million times over
- efficient fabrication
- natural play of colors

## VITA ENAMIC®

- enormous load capacity
- minimally invasive restorations for the preservation of natural tooth structure

## VITA SUPRINITY® PC

- high reliability
- optimized edge stability

## VITA IMPLANT SOLUTIONS

- efficient fabrication of implant suprastructures

## VITA CAD-Temp®

- cost-effective fabrication of temporaries
- good long-term stability

## VITA CAD-Waxx

- simple, digital modelling
- computer-aided fabrication of templates

## VITA YZ® SOLUTIONS

- precise results
- reliable reproduction of shades

## VITA Rapid Layer Technology

- fabrication in a short time
- high reliability

- matched system components

single-tooth restorations

Implant  
prosthetics

Temporary restorations/  
auxiliaries

Framework constructions/  
fully anatomical bridges

Accessories



**Ideal solutions  
for single tooth restorations**



**Ideal solutions  
for implant-supported restorations**



**Ideal solutions  
for temporary restorations/  
auxiliaries**



**Ideal solutions  
for substructures/  
fully anatomical bridges**



**Components/accessories**

# VITA CAD/CAM MATERIALS – Overview of indications

	Zirconia ceramic				Feldspar ceramic	Glass ceramic	Hybrid ceramic	Polymer/composite	
	VITA YZ T	VITA YZ HT	VITA YZ ST**	VITA YZ XT	VITABLOCS	VITA SUPRINITY PC	VITA ENAMIC	VITA CAD-Temp	VITA CAD-Waxx
	×	×	×	×	×	×	—	●	●
	○	○	○	×	—	○ <sup>1)</sup>	● <sup>1)</sup>	●	—
	●	●	×	×	×	×	—	—	—
	—	—	—	—	○	○	○	—	—
	—	○	●	●	●	●	●	—	▲
	—	○	●	●	●	●	●	—	▲
	—	○	●	●	●	●	●	●	▲
	—	○	●	●	×	×	×	●	▲
	—	○	●	×	×	×	×	●	▲
	○	●	●	●	○	●	●	●	▲
	○	●	●	●	×	×	×	●	▲
	○	●	●	×	● <sup>4)</sup>	×	×	●	▲
	●	●	○	○	×	○	×	×	▲
	●	●	○	○	×	×	×	×	▲
	●	●	○	×	×	×	×	×	▲
	●	●	○	○	×	○	—	×	▲
	●	●	○	○	×	×	×	×	▲
	●	●	○	×	×	×	×	—	▲

● recommended\*    ○ possible    × not possible    — not recommended    ▲ only as substitute for modelling wax

\* Note: These are recommended indications, normally, a more comprehensive range of restorations can be fabricated. For details, please refer to the respective working instructions of the products.

\*\* VITA YZ ST reconstructions are limited in Canada to a max. of six units with a max. of two connected pontics.

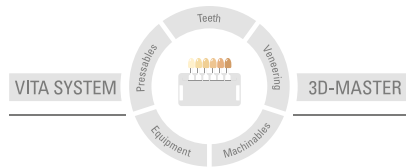
1) The abutments must be designed in a way to meet the requirements for ceramic-specific preparation and to observe the minimum wall thickness of crowns. Please also observe the manufacturers' working instructions.

2) molars only

3) no more than 2 adjacent pontics

4) exclusively for veneer structures made from VITABLOCS Mark II/Triluxe forte for the VITA Rapid Layer Technology

More information about **VITA CAD/CAM MATERIALS** is available at:  
[www.vita-zahnfabrik.com/cadcam](http://www.vita-zahnfabrik.com/cadcam)



**Please note:** Our products must be used in accordance with the instructions for use. We accept no liability for any damage resulting from incorrect handling or usage. The user is furthermore obliged to check the product before use with regard to its suitability for the intended area of applications. We cannot accept any liability if the product is used in conjunction with materials and equipment from other manufacturers that are not compatible or not authorized for use with our product and this results in damage. The VITA Modulbox is not necessarily a component of the product. Date of issue of this information: 02.20

After the publication of this information for use any previous versions become obsolete. The current version can be found at [www.vita-zahnfabrik.com](http://www.vita-zahnfabrik.com)

VITA Zahnfabrik has been certified and the following products bear the CE mark **CE 0124**:

**VITABLOCS<sup>®</sup>, VITA ENAMIC<sup>®</sup>, VITA SUPRINITY<sup>®</sup> PC, VITAVM-9, VITAVM-11, VITAVM-LC flow, VITA AKZENT<sup>®</sup> Plus, VITA CAD-Temp<sup>®</sup>, VITA YZ<sup>®</sup> T, VITA YZ<sup>®</sup> HT, VITA YZ<sup>®</sup> ST, VITA YZ<sup>®</sup> XT, VITA YZ<sup>®</sup> T COLORING LIQUID**

Innovation MediTech GmbH has been certified in accordance with the Medical Device Directive and the following products bear the CE mark **CE 0044**:

**VITA ENAMIC<sup>®</sup> STAINS**

Zirkonzahn Srl. has been certified in accordance with the Medical Device Directive and the following product bears the CE mark **CE 0476**:

**VITA YZ<sup>®</sup> HT SHADE LIQUID, VITA YZ<sup>®</sup> ST SHADE LIQUID, VITA YZ<sup>®</sup> XT SHADE LIQUID**

Harvard Dental International GmbH has been certified in accordance with the Medical Device Directive and the following products bear the CE mark **CE 0482**:

**VITA ADIVA<sup>®</sup> F-CEM, VITA ADIVA<sup>®</sup> S-CEM, VITA ADIVA<sup>®</sup> TE-CEM, VITA ADIVA<sup>®</sup> TOOTH-ETCH, VITA ADIVA<sup>®</sup> T-BOND I + II, VITA ADIVA<sup>®</sup> C-PRIME, VITA ADIVA<sup>®</sup> ZR-PRIME, VITA ADIVA<sup>®</sup> M-PRIME**

The products/systems of other manufacturers mentioned in this document are registered trademarks of the respective manufacturers.

VITA Zahnfabrik H. Rauter GmbH & Co. KG  
Spitalgasse 3 · D-79713 Bad Säckingen · Germany  
Tel. +49(0)7761/562-0 · Fax +49(0)7761/562-299  
Hotline: Tel. +49(0)7761/562-222 · Fax +49(0)7761/562-446  
[www.vita-zahnfabrik.com](http://www.vita-zahnfabrik.com) · [info@vita-zahnfabrik.com](mailto:info@vita-zahnfabrik.com)  
 [facebook.com/vita.zahnfabrik](https://facebook.com/vita.zahnfabrik)

**VITA**